

The next Meeting of the  
**Cymbidium Orchid Club of South Australia Inc.**  
will be held on  
**Wednesday 28th September 2011**  
at the  
**Burnside Community Centre**  
**401 Greenhill Road Tasmore SA**

**Meetings are held on the 4<sup>th</sup> Wednesday  
of each month February to November**

### **Program**

- 7.00 pm Auditorium opens, benching of plants and trading table
- 7.15 pm Beginners Class. Note early start time (All Welcome)
- 7.45 pm Viewing of Plants and Popular Vote
- 8.00 pm Official Opening and Presidents Report
- 8.15 pm Seedlings on the Show-bench
- 8.20 pm Terry Poulton New Seedlings/New Shadehouse
- 9.00 pm Plant Raffle Draw
- 9.15 pm Popular Vote and Judging Results
- 9.30 pm Close of Meeting and Supper.

THE NEW

# CYMBIDIUM NEWS

Published by the Cymbidium Orchid Club of South  
Australia Inc.

<http://www.cymorchids.com.au>

Print Post Approved PP 531637/00030



**SIMS VISION 'BARCELONA'**  
Grown by Ben Knobben

The New Cymbidium News Vol 12 No 8—September 2011

The New Cymbidium News is published monthly – February to November inclusive and is the Official Newsletter of the Cymbidium Orchid Club of South Australia Inc

Contact: Bill Jayne (Editor): [bill\\_julie@bigpond.com](mailto:bill_julie@bigpond.com)

**President**

Wayne Baylis  
8 Primrose Court  
Grange SA 5022  
Phone 8235 0340

**Secretary**

Liz Thomas  
Phone 0417 811 825  
Email: [secretary@cymorchids.com.au](mailto:secretary@cymorchids.com.au)

**PATRON:**

**Leon van Rijn**

**Life Members:**

**Ray Brady**  
**Moss Bray**  
**John Longbottom**  
**Yvonne Longbottom**  
**Graham Morris**  
Dean Roesler#  
#Deceased

**Treasurer**

John & Yvonne Longbottom  
12 Joanne Terrace  
Parafield Gardens SA 5107  
Phone 8258 3435

**Registrar of Judges**

Ben Knobben  
10 Carlo Street  
Kidman Park 5025  
Phone 8356 0215

**COMMITTEE MEMBERS**

Bill Jayne	0419 039 022	Senior Vice President
Ben Knobben	(08) 8356 0215	Junior Vice President
Graham Morris	(08) 8327 3955	Advisor to Committee
Sue Carter	(08) 8390 3215	(1 Year Term)
Laurie Carter	(08) 8390 3215	(1 Year Term)
Hazel Alsop	(08) 8186 0276	(1 Year Term)
Des Alsop	(08) 8186 0276	(1 Year Term)
David Webb	(08) 8346 1082	(2 Year Term)
Nico Jong	0405 516 546	(2 Year Term)

Presidents Report	1	Judges Forum	7
Winter Show 2011	2	Plant Write Up	8
Good One Liners	5	Monthly Competition Results	12
Winter Show Major Winners	6	Program for 2011	17

**CONTENTS**

Advertisers Index

Valley Orchids -----10  
Pauline's Laboratory Service ----- 10  
Tom Burian Orchids -----11

**COPYRIGHT**

All contributions in the New Cymbidium News, which have acknowledged authors, are automatically covered by copyright. We believe that most authors would be willing to allow free use of articles for publishing elsewhere if written approval is sought through the Secretary of this Club

**SUPPER ROSTER 2011**

Wednesday 26 October *Vacant*  
Wednesday 23 November *Lucy & Geoff Spear*

***Please see Yvonne Longbottom to put your name on the Supper Roster—Thank you***

**PROGRAM 2011**

**Wednesday 26 October** *Terry Poulton — New Seedlings/New Shadehouse*

**Wednesday 23 November** *Jim & Evylen Cuming — Our Way on Cyms.*

**NEW MEMBERS**

The Cymbidium Orchid Club of South Australia Inc.  
extends a warm welcome to:

**Adrian Bockmann**

## NOTICE BOARD

### SPRING GERANIUM SHOW

Payneham Library Complex

On OG Road Felixtow

On Saturday 22nd. & Sunday 23rd. October 2011

Complimentary ticket for 2 people available

John longbottom

### WANTED

Wanted a division of Cym. Pearl Dawson 'Royale'  
Contact Oui Ju on 0413487126



: Bull Barrow 'Robin Hood' & Bull Barrow 'Maid Marion'  
Member: Daphne Bagwell  
Contact: (08) 8263 2330

### NEUTROG PRODUCTS

- *Strike Back for orchids 20 Kg bag* \$26
- *Sudden Impact for Roses 10 Kg pail* \$25
- *Sudden Impact for Roses 20 Kg bag* \$26
- *Seamungus 20 Kg bag* \$18
- *Sudden Impact for Lawns 20 Kg bag* \$27.50
- *GoGo Juice 1lt/ 2lt RTU/ 2.5lt* \$8/ \$8.50 /\$ 15.50
- *Seamungus Green 20 Kg bag* \$22
- *Rapid Raiser 20 Kg bag* \$16

Please place your orders with Ron Hannaford on (08) 8284 9153 and payment with John and Yvonne Longbottom—(cheques to be made out to COCSA)

**NB: Product to be picked up from Ron Hannaford or can be arranged to be collected at the Monthly Club Meeting.**



### PRESIDENT'S REPORT October 2011

A special thanks to Glen Heylen for his talk on Bugs, Pests and Diseases. This was of great interest and generated many questions from the floor.

The Committee have decided to introduce a virus testing process at all monthly Meetings and Shows. If any plant is identified by the judges, as potentially having a virus, the member will have the opportunity to have their plant

tested. If the test result is positive the cost to the member will be \$6.00.

Test kits will become available for Members in the near future.

Thank you to all "helpers" who volunteered their time and knowledge at the

Home and Garden Show last weekend.

Our guest speaker this month is from Victoria, and it gives me great pleasure

to welcome Terry Poulton back, to talk on new seedlings. He will also be

talking about his high-tech shade-house.

**Wayne Baylis**  
President.

# Monthly Competition Results

## 28th. September 2011

### JUDGE'S CHOICE

Best Overall	Sims Vision "Barcelona"	Ben Knobenth.
Best in Open Division	Sims Vision "Barcelona"	Ben Knobben
Best in First Division	Dorothy Stockstill "Forgotten Fruit"	John Moon
Best in Second Division	Beau Guest	Michael Willoughby & Oui Ju
Best Large Standard Seedling	Lunakira x Loftus Gold	Francis & Janet Ling
Best Small Standard Seedling	Kelly's Winter x Strath Shades	Terry Honor
Best Intermediate Seedling	Sleeping Sarah x Ruby Eyed	Terry Honor
Best Miniature Seedling	Mem. Amelia Earhart	Valley Orchids
Best Specimen	Sims Vision "Barcelona"	Ben Knobben
Best species	Iansoni	John Nicholls

---

### OPEN DIVISION

Large Standard Red First Prize	Dorothea Page 'Red Beret'	Ben Knobben
--------------------------------	---------------------------	-------------

mass if culture was good. More roots than mix is ok but if it's few roots and a soggy mix then poor culture is the culprit. Assuming culture is good, unless you have extreme patience and want to unravel the roots, which I don't, the root mass is cut around a third to half way of. The plant is then a little easier to break. It should break into natural divisions, keeping in mind the minimum size of 3 or 4 green bulbs and a lead or 2 as an optimum division that will flower next season. Discard any back bulbs unless you want to propagate them. If you have cut then cut the short rhizome that joins the bulbs. Do not cut into the bulb as it will almost definitely encourage rot that can be fatal to the whole plant if unchecked.

Seal cuts with Steriprune or sulphur or even charcoal. Pot the plant into a pot that will allow 2 years growth and avoid putting a small plant in a large pot. Position the plant in the middle of the pot and fill with mix, firming from the edges of the pot inwards. This will result in a snug fit. I grab the plant by the bulb and leaves and lift it a little and it should feel snug and not fall out. Don't try this with the leaves only as is common practise as new leaves especially are easily pulled out. A loose plant will move around and the new root growth tips will bruise and stop growing. If necessary an unstable plant will need supplementary staking to hold it firm. At division time clean up the plant, dehusk, clean up any scale and trim ratty ends.

I spray my plants with a fungicide, dip cuttings with poor root systems in rooting hormone powder, keep plants dry for a day, so that cut will seal and water in with Seasol. If it going to be hot I Use Stress guard or Envy product to minimise dehydration and place plants in the shady, most humid area for a while until they recover. Each plant should be treated with new clean tools and a new sheet of newspaper and don't forget to wash your hands as well.

Cleanliness is utmost importance if we are going to minimise virus transfer. Whilst the shows are over and the main burst of flowering has finished this need not spell the beginning of the end Cym season, indeed as I gaze over my plants I see the telltale spikes of our wonderful natives and their hybrids getting ready for their turn.

Steve Howard

## Cymplicity for October

The shows are over and things turn to normal...if only! October marks maintenance month. Feed and watering increase with warming weather and new growths will be underway. Removal of the spikes will help the new growths move on and we all know that the longer the growing season the bigger the growths and of course bigger and more flowers next year.

Feeding is still nitrogen based, and a dose of iron chelates has its fans. Place flowering size plants in the brightest areas and the smaller none flowering in the shadier areas. Try to keep some space between plants for improved air movement and also restrict the transfer of scale etc. When feeding, especially those using slow release, make sure you don't get anything in the new growths as they will burn holes in the leaves or take out the centre of the growth and that's it for that lead for this year.

With the warmer weather pest will increase, especially two spotted mites and scale. These will relish the new season's growths so be careful observation is required. If you want to know if you have any scale, grow a *Cym.* Sarah Jean 'Ice Cascade'. They will find it first and for mite grow a big green *Cym* with broad leaves. It's funny how some varieties are bug magnets! I find by spacing my plants and keeping them above the ground at a level so I can spray under their leaves has reduced these problems significantly over the last few months. October is division month. Hopefully we have gotten into the routine of dividing a third of our plants each year so we don't get that horror time when we have a heap to do at once. Most plants that reach the division stage are usually large, almost unmanageable clumps that will give you plenty of frustration and a sore back. Maybe we should not let them get that big but then again a big plant will attract lots more ooh's and aah's.

To do it properly each plant for division is placed on clean newspaper, cutting tools have been sterilised, and we have new or at least sterilised pots, fresh mix and maybe some new tags. Have some pruning sealant handy, some scissors, Seasol and some stress guard. Firstly pull the plant out and inspect the roots. You should have a almost impenetrable

Large Standard Brown First Prize	On The Prowl x Red Beauty	Valley Orchids
Large Standard Other Colour First Prize	Valley Splash 'Awesome'	Sims Vision "Barcelona"
Small Standard Pink First Prize	Sims Vision "Barcelona"	Ben Knobbenth.
Small Standard Pink Second Prize	Sims Vision "Barcelona"	Elmore & Pamela Leske
Small Standard Yellow First Prize	Kimberley Winter	Rodney & Lesley Philp
Intermediate Pink First Prize	Akebono 'Dural'	Elmore & Pamela Leske
Intermediate Green First Prize	Amesbury x Valley Zenith	Malcolm & Gay Hall
Intermediate Brown First Prize	Fabulous Danger x Arching	Valley Orchids
Miniature Pink First Prize	Bulbarrow 'Our Midge'	Gordom & Coralie Hime
Miniature Red First Prize	Radiant Ruby 'Aussie Gem'	Elmore & Pamela Leske
Miniature Brown First Prize	Ravishing Beauty 'Black Silk'	Valley Orchids
Miniature Brown Second Prize	Richard Tauber x Devonianum	John Nicholls
Miniature Novelty First Prize	Akebono 'Dural'	Rodney & Lesley Philp
Miniature Other Colour First Prize	Mem. Amelia Earhart	Valley Orchids

Miniature Other Colour Second Prize	Mem.Amelia Earhart	Valley Orchids
Miniature Other Colour Third Prize	Mem.Amelia Earhart	Valley Orchids
	<b>FIRST DIVISION</b>	
Large Standard Green First Prize	Kelly's Winter 'Bill'	Terry Honor
Small Standard Pink First Prize	Sylvan Star x Real Vision	Silvester Ng
Small Standard Green First Prize	Kelly's Winter GS x Strath Shades	Terry Honor
Intermediate Red First Prize	Ruby Valley 'Red Emperor'	Terry Honor
Intermediate Polychrome First Prize	Ruby Sarah	Terry Honor
Miniature Red First Prize	Dorothy Stockstill 'Forgotten Fruits'	John Moon
Miniature Red Second Prize	Street Tango 'Desire'	Max Kahlbaum
Miniature Red Third Prize	Ruby Eyes 4N	Peter & Jeanne Hall

# Tom Burian Orchids

**RSD 87 Lot 25 Heinjus Road  
STRATHALBYN 5255**

**NURSERY OPEN WEEKENDS ALL YEAR ROUND  
OTHER TIMES BY APPOINTMENT ONLY.  
LOTS OF NEW RELEASES**

**CONTACT TOM BURIAN  
ON 0412 391 989**

Cymbidium seedlings of the following crosses are available now -  
All single growth plants @ \$10.00 each. Community pots also available @  
\$5.00 per plant. Many other crosses are also available.

Kelly's Winter 'Patricia'	x	Choc Valley 'Missy'
Kelly's Winter 'Patricia'	x	Strath Wonder 'Cream Puff'
Kelly's Winter 'Patricia'	x	Strath Beauty 'Julianne'
Kelly's Winter 'Golden Sovereign'	x	Choc Valley 'Missy'
Kelly's Winter 'Golden Sovereign'	x	Strath Wonder 'Cream Puff'
Kelly's Winter 'Golden Sovereign'	x	Strath Shades 'Eye Catcher'
Choc Valley 'Sylvie'	x	Strath Shades 'Eye Catcher'
Choc Valley 'Sylvie'	x	Strath Beauty 'Super Lips'
Choc Valley 'Sylvie'	x	Strath Wonder 'Cream Puff'
Cronulla 'The Khan'	x	Strath Beauty 'Super Lips'
Strath Wonder 'Cream Puff'	x	Strath Beauty 'Super Lips'
Regal Fire 'Camens'	x	(Sleeping Beauty Janis Lin)
Regal Fire 'Camens'	x	Chocarunta 'Wow'
Regal Fire 'Camens'	x	Chocarunta 'Triumph'
Regal Fire 'Camens'	x	Chocarunta 'Summer Gold'
Paradise Wonder 'Lost & Found'	x	Choc Valley

## **PAULINE'S LABORATORY SERVICE**

FOR ALL ASPECT OF CYMBIDIUM  
TISSUE CULTURE

CONTACT PAULINE OR KEV McLEAN

PHONE... (08) 8386 0430

POSTAL ADDRESS... 13 WENTWORTH ST.  
MOANA  
S.A. 5169

EMAIL... Kevin.mclean3@bigpond.com

### **Valley Orchids News Please note—:**

**We are now, not living at the nursery. Please do not disturb the new house owners if visiting.**

We are commuting to the nursery daily.

Sorry, we are not able to open on any Saturdays in future.

We are now only open by appointment. (Please phone for appointment).

We must have all plants removed from the nursery by the end of November, preferably earlier. Please ask if you are interested in any particular plants. They may not be available in future.

New contact details – phone 0419 823 724 (old landline disconnected)

New postal address – 4 Woods View, Craighburn Farm 5051  
Graham & Linda Morris – September 2011

Miniature Brown First Prize	Dr. Len Ruby Street	Terry Honor
Miniature Brown Second Prize	Bedivere 'Highbury'	Peter & Jeanne Hall
Intermediate Other Colour First Prize	Sleeping Sharon 'Carolyn'	Terry Honor

### **SECOND DIVISION**

Large Standard Yellow First Prize	Lunakira x Loftus 'Gold'	Francis & Janet Ling
Small Standard Cream First Prize	Choc Crazy	Bill Jayne
Small Standard Pink First Prize	Sims Vision 'Barcelona'	Michael Willoughby & Oui Ju
Small Standard Pink Second Prize	Kirby Lesh 'Lonsdale'	Laurie & Sue Carter
Small Standard Pink Third Prize	Narela 'Jenifer Gail'	Michael Willoughby & Oui Ju
Small Standard Green First Prize	Rembrandt x Mem. Merv Dunn	Laurie & Sue Carter
Small Standard Brown First Prize	Blazing Fury x Last Tango	Francis & Janet Ling
Small Standard Pure Colour First Prize	Beau Guest 'Glen'	Michael Willoughby & Oui Ju
Small Standard Polychrome First Prize	Red Beauty x Valley Splash	Bill Jayne

Small Standard Other colour First Prize	Scott's Sunrise 'Aurora'	Michael Willoughby & Oui Ju
Intermediate Red First Prize	Quantum Leap 'New Era'	George Misrilis
Intermediate Green First Prize	Bulbarrow 'Waikonae'	Daphne Bagwell
Miniature Pink First Prize	Mary Green 'Houston Street'	Chee Ng
Miniature Red First Prize	Street Tango	Chee Ng
Miniature Red Second Prize	Tuffet 'Cathy'	Chee Ng
Miniature Brown First Prize	Bedervere 'Highbury'	Chee Ng
Miniature Brown Second Prize	Forrest Gump 'Morphett'	Michael Willoughby & Oui Ju
Miniature Brown Third Prize	Snow Peterson 'Sleepy'	Chee Ng
Miniature Other Colour First Prize	Mary Green 'Little Annie'	Chee Ng



**JUDGES CHOICE— BEST IN FIRST DIVISION**

**Dorothy Stockstill 'Forgotten Fruits'**

Grown by John Moon

A well grown plant of 4 bulbs and 3 new leads, no back bulbs.

The plant is nice and clean and well presented





**JUDGES CHOICE— BEST IN SECOND DIVISION**

**Beau Guest 'Glen'**

Grown by Michael Willoughby & Oui Ju

Beau Guest 'Glen' Growing in a 8"pot in small bark with 4 green

bulbs plus one well developed new lead, upright spike with 11 Pure Colour flowers



## PLANT WRITE UP SEPTEMBER 2011

JUDGES CHOICE— BEST IN OPEN DIVISION—  
BEST OVERALL

Sims Vision 'Barcelona'  
Grown by Bern Knobben

Growing in a 12" pot with 5 spikes averaging 15 flowers per  
spike  
10 green bulbs and 6 back bulbs.  
A well presented plant with all flowers open.



A brief report of the talk given Wednesday 28th. September 2011

By Glen Heylen

Glen started growing about 35 years ago as a hobby, becoming a very passionate nut and has been growing cymbidiums commercially since 1986

Aim: to try to help with some cultural problems with common pests and diseases. I am not an expert but have a fairly broad knowledge as a cymbidium hobbyist and commercial grower.

### PESTS

Main ones are slugs/snails, caterpillars, scale and two spotted mite

Slugs and Snails Green pellets (methaldehyde) Blue Pellets (measurole). Multi guard pellets are safe for pets made from iron chelates invented in Melbourne. If you want to use copper it is very effective, as is coffee.

Caterpillars Range of insecticides malathione but these days most home gardeners use bacillus. Originally Thimet bacillus thurengiensus now improved on that Spinosad Success.

Scale: Scale is an armoured scale. Traditionally oil sprays+ malathion recommended & works. Systemic-Confidor-Rogor-Systemex. Spray on or water in..

Two spotted mite:-Red Spider-arachnid. Like hot dry conditions. Cool (high humidity) misting spritzing use Miticides or IPM predators. Eco-oil @ 5ml/litre.

Diseases continued next month

Editor